



PARTNERSHIPS FOR HEALTHY SCHOOLS



VISIT OUR SITE!

TO COMBAT CHRONIC ABSENTEEISM...

**MORE THAN
114,000**


SAN DIEGO COUNTY STUDENTS MISSED 10% OR MORE OF SCHOOL DAYS IN SY 2022-2023

Since School Year (SY) 2022-2023, the number of chronically absent students in San Diego County has decreased from **28.3%** to **23.3%**, a difference of **over 26,000 students.**

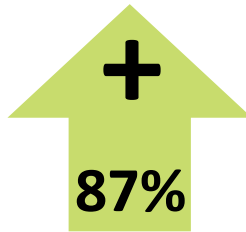


...DISTRICTS NEED STRONG WELLNESS POLICIES...

Wellness policies with unique goals and robust actions showed improvements in WellSAT* scores since 2015 by:



Comprehensiveness



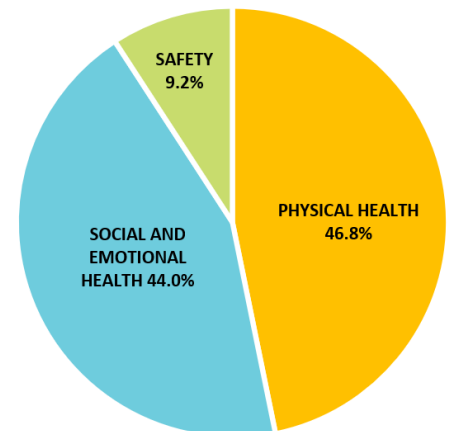
Language Strength



*The WellSAT 3.0 is a national quantitative assessment tool developed by the UConn Rudd Center for Food Policy & Health to reflect best practices and identify where local school wellness policies are strong and where they could be improved.

...SUPPORTED BY FUNDING.

- In 2022-2023, San Diego County school districts collectively spent **\$396 million** on Health and Wellness actions.
- This number represents **18%** of the state funding provided to San Diego County districts from the State of California.
- Itemization of funding increased from **45%** to **52%** between School Years 2021-2022 and 2022-23 which establishes clarity and transparency of district spending.



To learn more about your district's trends in these key areas, contact [Pam Smith](#) of Live Well Schools.



**LIVE WELL
SAN DIEGO**