

Local Control and Accountability Plans

TRENDS IN SAN DIEGO COUNTY

Live Well Schools
County of San Diego

Partnerships For Healthy Schools

To combat chronic absenteeism...

More than
73,000 students
missed 10% or
more of school
days in SY
2024-25



The number of chronically absent students in San Diego County has decreased from **20.1%** to **18.5%** in School Year (SY) 2024-25, a difference of about **7,500** students.

SY 2024-25
18.5%

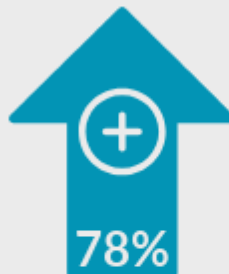
SY 2023-24
20.1%

...districts need strong wellness policies...

WellSAT* scores of district Wellness Policies show significant improvement over the past 10 years.



Comprehensiveness



Language Strength

SY 2024-25 County
Average

76

Comprehensiveness

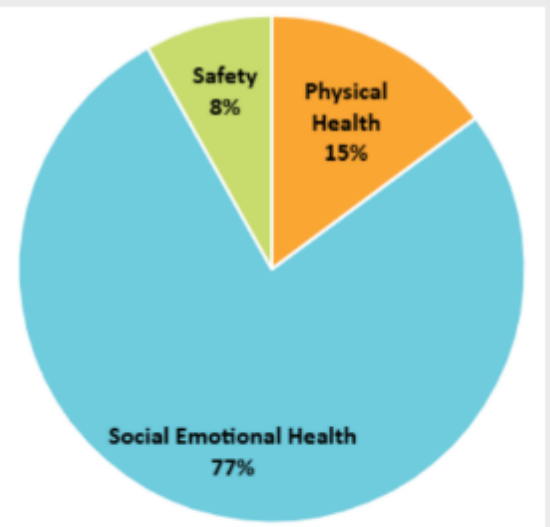
50

Language Strength

*WellSAT Policy is a national tool to identify where local school wellness policies are strong and where they could be improved to meet current requirements and best practices.

...supported by funding.

- This chart shows how the funding is divided among the Health and Wellness priorities.
- In 2024-25, San Diego County School Districts in San Diego County collectively spent **\$126 million** on Health and Wellness Actions - a **decrease of 34%** from the previous year.
- This number represents **5%** of state funding, a decrease of **37.5%** over the previous year.
- Itemization of funding decreased by **11%** from the previous year (**28% to 25%**) making district spending for Health and Wellness less transparent.



To learn more about your district's trends in these key areas, please email us at LiveWellEducation@sdcounty.ca.gov

LiveWellSD.org/LiveWellSchools



LIVE WELL
SAN DIEGO

Local Control and Accountability Plan (LCAP)

What is an LCAP?

An LCAP is a school district budget that describe the goals, actions, services, and spending a district plans to take to support positive student outcomes that address state and local priorities.



Who are they for?

Every student, but with a focus on students with the greatest need (i.e., English Language Learners, children from low-income families, and foster youth).

Why do LCAPs Matter?

Research tells us that "place" has a significant impact on health and well-being. Adults need to invest in healthy schools as places where children can thrive.



Live Well Schools....

Analyzes LCAPs to identify spending dedicated to health and wellness to help inform future spending decisions.

Overall, LCAP funding decisions should help meet the goals of the **Wellness Policy**.

To learn more please visit:

Local Control and Accountability Plans

Live Well Schools (livewellsd.org/livewellschools)

Brief Background:

Live Well Schools performs analysis on school district budgets called Local Control and Accountability Plans (LCAPs) for all 42 districts in the County of San Diego. These LCAPs set budgeted goals and actions for student achievement with a focus on students with the greatest need: English learners, children from low-income families, and foster youth.

LCAPs are three-year plans that describe the goals, actions, services, and expenditures a district plans to make to support positive student outcomes that address state and local priorities. Within the LCAP, chronic absenteeism rates and level of stakeholder engagement must be described, both of which are important to achieve health and educational equity in all student groups in the school district.

The Live Well Schools team analyzed the actual spending in the LCAPs to identify spending dedicated to health and wellness (H&W). LCAP analysis focuses on three main H&W categories: Physical Health, Social Emotional Health, and Safety. See the list of subcategories on the last page of this brief.

“Itemized spending” means a specific dollar amount was entered for a clearly identified action. In some cases, health and wellness actions are combined with non-health and wellness actions so the combined dollar amount cannot be included in the total designated for health and wellness.

Districts are encouraged to provide more transparency and clarity in budgeting and communication by itemizing spending for each action item. This provides a better picture of how much money is spent on specific actions to achieve district goals.

Collectively, in School Year (SY) 2024-2025, San Diego County school districts invested an estimated **\$125 million** on *itemized* H&W actions, which is roughly **5%** of all districts’ LCAP budgets. Itemized H&W actions are those that are able to be used in our analysis as they are clearly connected to a specific dollar amount.

The following pages provide a data summary, with helpful resources at the end of the report.

Data Summary:

Figure 1 compares the itemized and nonitemized H&W spending for all 42 district LCAPs for SY 2024-2025.

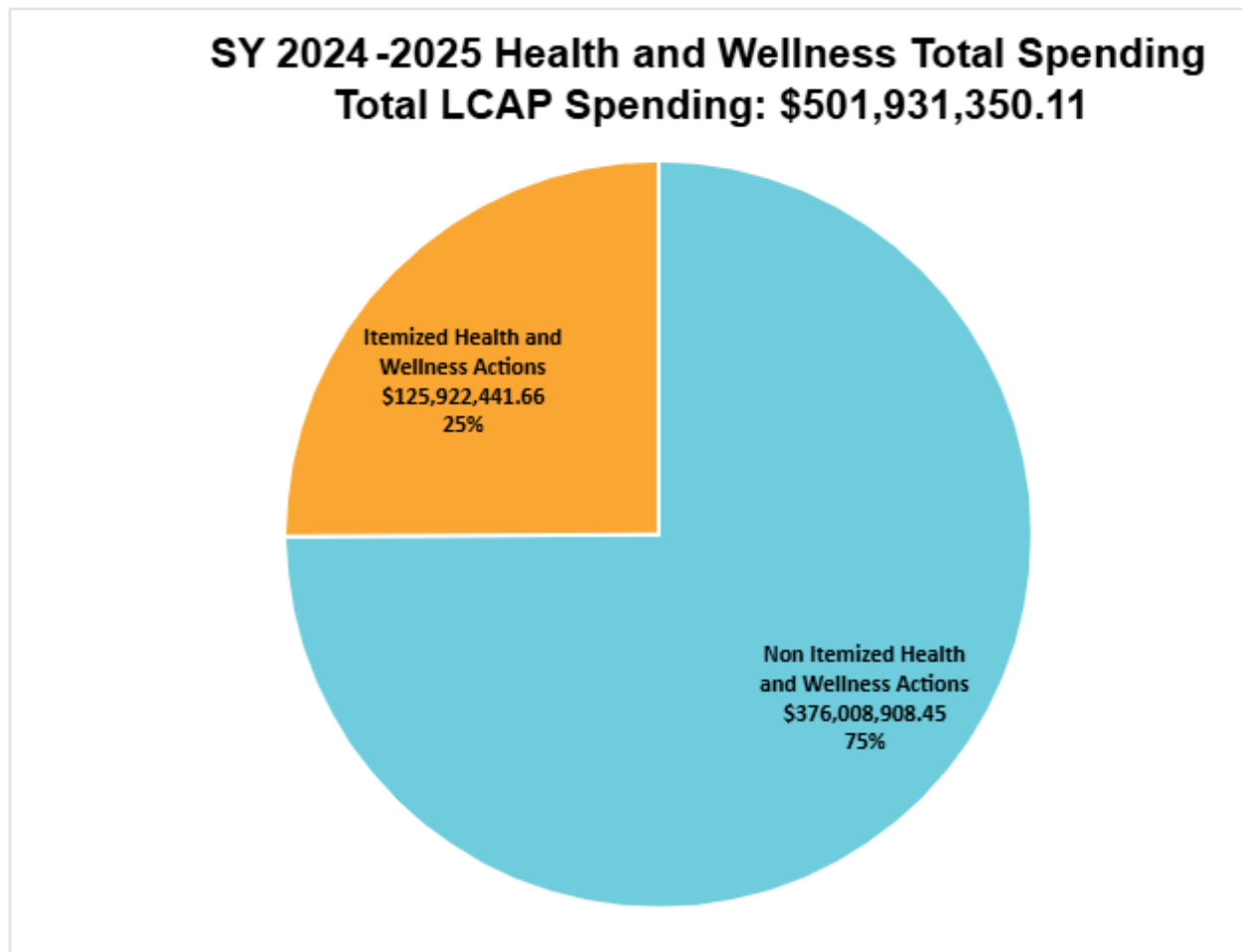


Figure 1

In the SY 2024-2025 analysis, 25% of budgeted H&W actions were found to be itemized. The remaining 75% of budgeted actions were nonitemized, meaning H&W actions and non-health and wellness actions were combined and therefore were not included in this analysis.

The 25% of itemized actions represents a decrease from the 28% of itemized actions found in the SY 2023-2024 analysis. Itemized actions continue to represent only about a quarter of these budgeted actions in the SY 2024-2025 analysis.

For this reason, Live Well Schools encourages districts to provide more transparency and clarity in budgeting and communication by itemizing spending for each action item. This will provide school stakeholders with a better picture of how much money is spent on specific actions to achieve district goals.

Figure 2 shows the breakdown of the 5% of action items in all 42 district LCAPs that were clearly itemized as fitting into one of the three main H&W categories: physical health, social emotional health, and safety. The percent for each category was calculated by dividing the dollar amount associated with each itemized category by total LCAP spending. The remaining 95% percent represents LCAP spending not directed toward these H&W categories.

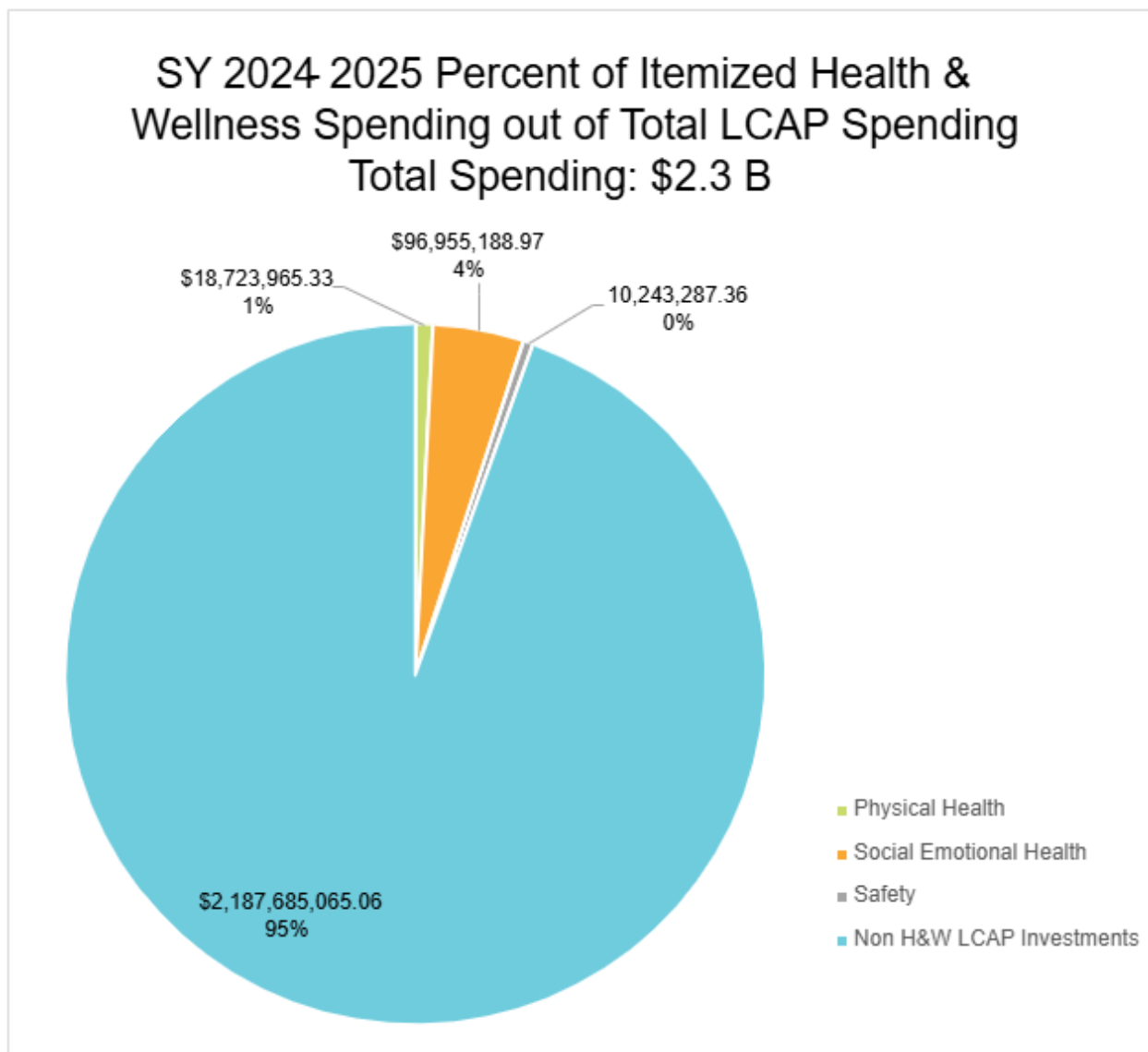


Figure 2

While total H&W spending is no doubt higher than the totals shown, this analysis could not include a relatively large number of *nonitemized* H&W actions that do not specify corresponding spending amounts.

Figure 3 represents the percent of itemized H&W spending that is devoted to each H&W category for all 42 district LCAPs. The percent of each category was calculated by dividing the dollar amount associated with each itemized category by the total itemized health and wellness dollar amount.

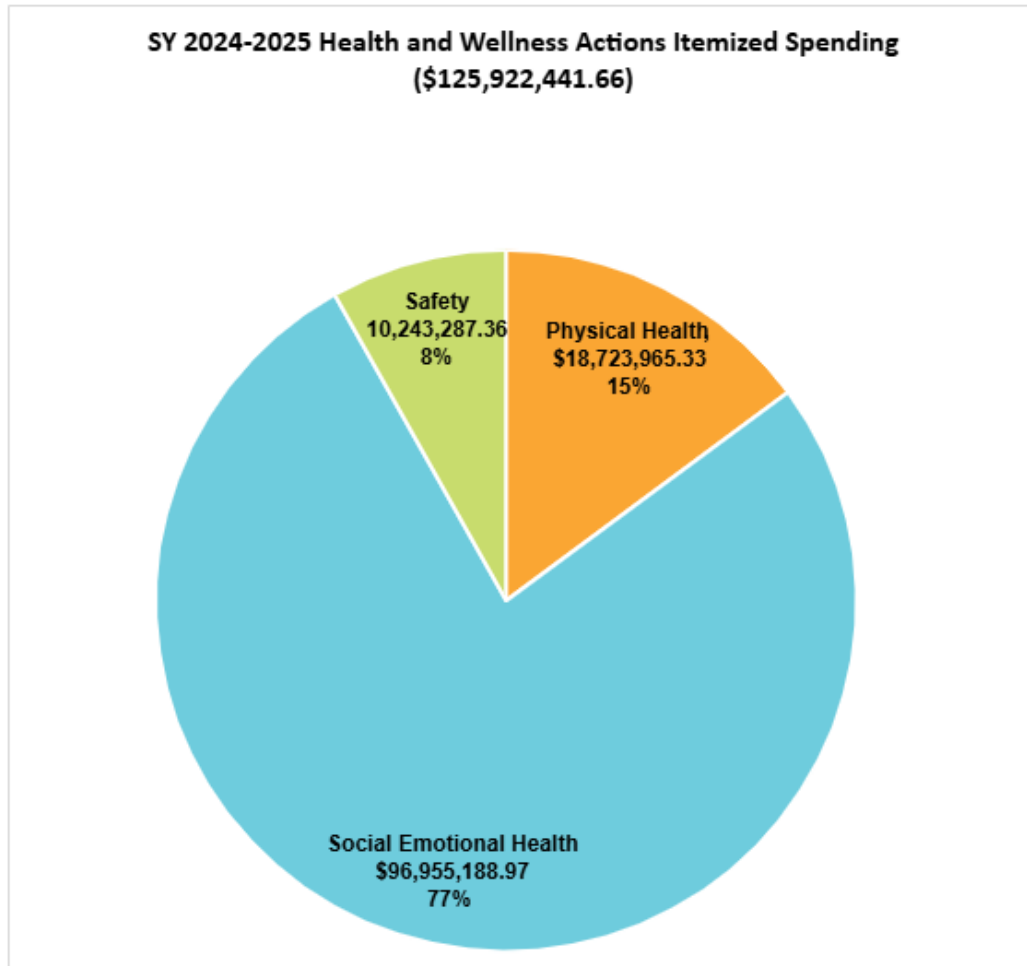


Figure 3

Recommendations

- To provide school stakeholders with a better picture of how much money is spent on specific action to achieve district goals, aim to increase itemization by connecting specific dollar amounts to specific actions.
- Continue, and aim to increase, investments in health and wellness to support improved student outcomes and lead to increased educational equity in all districts in San Diego County.

- **Find** resources to support better attendance on the [Tools for Schools](#) searchable database from Live Well Schools.
- **Learn** what County of San Diego Health and Human Services Agency programs are in, or could be in, your schools by using the [Live Well Schools Map](#).
- **Contact** [Live Well Schools](#) for additional information and support.

LCAP Categories

Below are the categories and subcategories in which each goal and action within an LCAP will be placed. Each category has subcategories that address additional specific areas within the category.

H&W Category: Safety

- Safety Subcategories:
 - Combined Safety Actions
 - Personnel
 - Physical Safety Measures
 - Training/Workshop

H&W Category: Social Emotional Health

- Social Emotional Health Subcategories:
 - Combined Social Emotional Health Actions
 - Connectedness
 - Material and Curriculum
 - Personnel
 - Professional Development

H&W Category: Physical Health

- Physical Health Subcategories
 - Combined Physical Health Actions
 - Environment
 - Health Education
 - Medical
 - Nutrition
 - Physical Activity
 - Physical Education
 - Professional Development